

Supports upper-level communication  
Fully digital controlled dispenser

# ML-8000X

*Industry 4.0 “complete” support*  
*Digital Dispenser Unveiled!!*



## Features of ML-8000X

### Improved functions

Vacuum pressure setting

### Production control

Equipped with log, self-diagnosis, emergency stop

### Refined operability

Equipped with a 4.3 inch touch panel

### PC communication

Equipped with USB ports



Easy operation and setting with "touch screen".

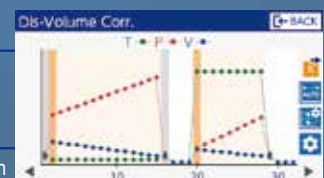


### Simplified manual setting

Equipped with auto slope function

Corresponding to changes in viscosity and remaining amount


Equipped with auto increment function




## Dispensing Application



Dispensing UV on Camera Module



Speaker Vibration Membrane Attachment



Dispensing Ag Paste on Touch Panel



Dispensing Ag Paste on optical communication module

## System configuration

Syringe



Desktop and Cartesian robot



Cartridge



FA dispense machine



## Specifications

Product name		Supports high-level communication Fully digital controlled dispenser	
Model	ML-8000X-CTR-V7-N	ML-8000X-CTR-V2-N	
Dispensing method	Air-pulse type		
Control method	Micro-computer controlled electronic-pneumatic system		
Display	4.3 inch touch panel color LCD		
Dispensing mode	Timed mode, manual mode		
Dispensing pressure adjustment range	20.0 to 700.0 kPa	5.0 to 200.0 kPa	
Dispensing time setting range	0.010 to 9999.999 sec		
Vacuum pressure setting range	0.00 to -5.00 kPa		
Major functions	Auto increment, auto slope, express shot, discharge condition correction, self-diagnosis, date and time, operation history, discharge counter, alarm, remaining amount warning, pressure abnormality, electromagnetic valve alarm, electromagnetic valve error, supply air pressure error, vacuum pressure error, Password lock, channel copy, parameter backup, stopwatch, interval ejection, display language switching ( Japanese / English / Chinese ), display unit switching ( kPa / bar ), I / O function allocation		
Channel count	400 CH		
Scalability	USB host	Type A x 1 port ( for mass storage device connection )	
	USB device	Type mini B x 1 port ( for PC connection )	
	RS-232C	D-Sub 9 pin ( plug ) x 1 port	
	Link to Temperature controller	e-CON ( 4-pin socket ) x 1 port	
External input/output signal D-Sub	Connector	D-Sub 25pin ( socket )	
	Input	Optocoupler input DC24V, 5mA, discharge, channel switching, discharge mode switching, channel preset, channel specification, channel step, discharge enabled	
	Output	Optocoupler open collector output DC24V, 10mA or below Ready, discharging, alarm, error, energizing, pressure switching, auto increment completed, channel / discharge mode switching completed	
Source pressure range	200 to 800 kPa	200 to 800 kPa	
Power *1 *2	Connector	ACAT-3 dedicated connector, e-CON ( 3-pin socket )	
	Rated voltage	DC 24 V ±10%	
	Power consumption	26W	
Usage environment ( indoor only )	Temperature : 15 to 35°C, Humidity : 5 to 75% ( without condensation ), Altitude : below 2,000 m		
Storage environment	Temperature: 1 to 60°C, Humidity: 30 to 80% ( without condensation )		
External dimensions ( excluding protrusion part )	W210xD250xH108 mm		
Weight	3.4 kg		
Compatible standards	EU RoHS2, CE marking ( EMC directive )		
Other options	AC adapter ( ACAT-3 ), hand switch ( LS-2T-DSUB25-1.5M, LS-3T-DSUB25-1.5M ), foot switch ( FS / W-2-DSUB25-2.0M ), various connection cables, etc.		

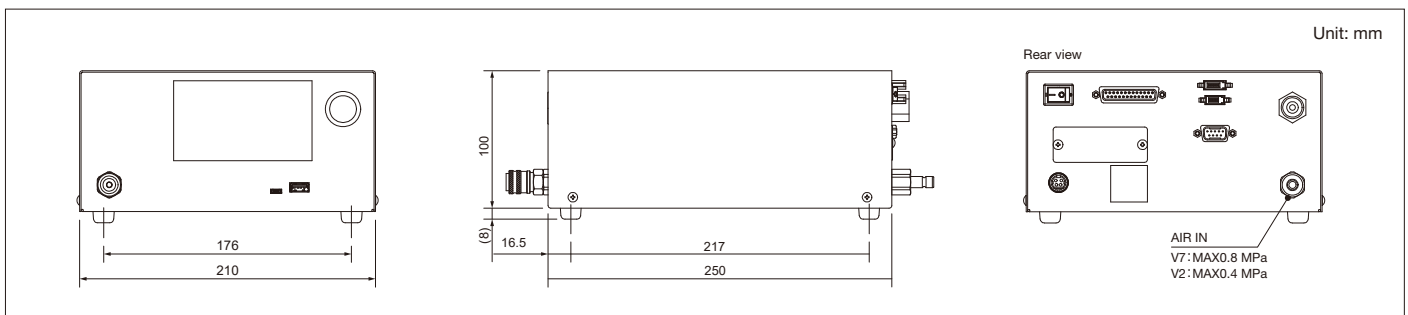
\* 1 The AC adapter is not included in the product.

\* 2 Use one of the following methods to supply power.

• Use our ACAT-3 ( input rating AC100-240V 50 / 60Hz ).

• Use a SELV power supply that meets the LVD matching standard for CE marking. ( Compatible plug: e-CON 3 pin )

## External dimensions



### Safety precautions

Please read the instruction manual carefully before use to ensure correct and safe usage.

\*These specifications are subject to change without any notice.

\*The copyright of this catalog belongs to our company. Reproduction and distribution of the pictures, illustrations and any other information in this catalog to any other media without prior written permission are strictly prohibited; doing so will result in copyright infringement.

MUSASHI ENGINEERING, INC. (headquarters) is certified and registered according to the ISO 9001 Quality Management System and the ISO 14001 Environmental Management System.



World Leading Dispenser  
**MUSASHI ENGINEERING, INC.**

**MUSASHI ENGINEERING EUROPE GMBH**  
Marcel-Breuer-Str. 15, 80807 Munich, Germany  
TEL: +49 (89) 321 996 06 / FAX: +49 (89) 321 996 07  
info@musashi-engineering.com

<http://www.musashi-engineering.com>

CAT. No.ML8000X-03221-E-COPY